

《本港認知障礙症照顧現況》公眾講座  
Current Situation of Dementia Care in Hong Kong

# 香港認知障礙症的照顧成本 Cost of Dementia in Hong Kong

香港大學  
林一星教授

Prof. Terry Lum

Department of Social Work and Social  
Administration, HKU

中文大學  
鄧綺汶博士

Dr. Jennifer Tang

Department of Educational Psychology,  
CUHK

協辦單位



HKU  
SWSA

Department of Social Work and Social Administration  
The University of Hong Kong  
香港大學社會工作及社會行政學系



HKU  
Med

LKS Faculty of Medicine  
School of Nursing  
香港大學護理學院



香港認知障礙症協會  
Hong Kong Alzheimer's Disease Association

# Our Team

 @tip\_card



[www.tip-card.hku.hk](http://www.tip-card.hku.hk)



## Principal Investigators

### The University of Hong Kong

Dr Gloria HY Wong  
Professor Terry YS Lum  
Professor Doris SF Yu  
Dr Hao Luo  
Dr Jennifer Tang

### London School of Economics and Political Science

Professor Martin Knapp  
Ms Adelina Comas-Herrera

### Hong Kong Alzheimer's Disease Association

Dr David LK Dai

### Peking University

Professor Yueqin Huang

## Project Staff

### TIP-CARD

Dr Cheng Shi  
Ms Kayla Wong  
Ms Maggie Yeung

### HKU SWSA Dementia Research Team

Dr Jacky Choy (coordinator)  
Ms Emily Leung  
Ms Amy Cheung  
Ms Maggie Ma  
Ms Pengcheng Wang

### PhD Candidates

Ms Xinxin Cai  
Mr Yingyang Zhang

# 背景

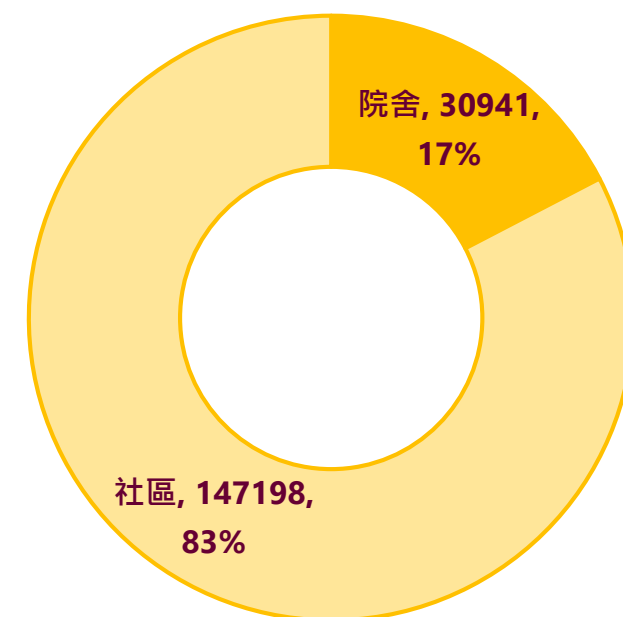
- 香港人口急速老化
- 照顧認知障礙症的長者(60歲+)的人口急速上升 (Ruby Yu et al., 2012)
  - 2009 : 85,012人
  - 2039 : 271,320人 ( 預測 )
- 香港仍未有全面的照顧成本研究
- 了解照顧成本有助香港為將來人手及資源需要作準備

# 背景

- 根據本地研究數據，預計2021年香港有178,130長者患有認知障礙症  
(Hong Kong Mental Morbidity Survey For Older People, 2021)

每 <b>30</b> 位	70 – 74 歲的長者	有 <b>1</b> 位 患有認知障礙 症
每 <b>14</b> 位	75 – 79 歲的長者	
每 <b>7</b> 位	80 – 84 歲的長者	
每 <b>2</b> 位	85歲或以上的長者	

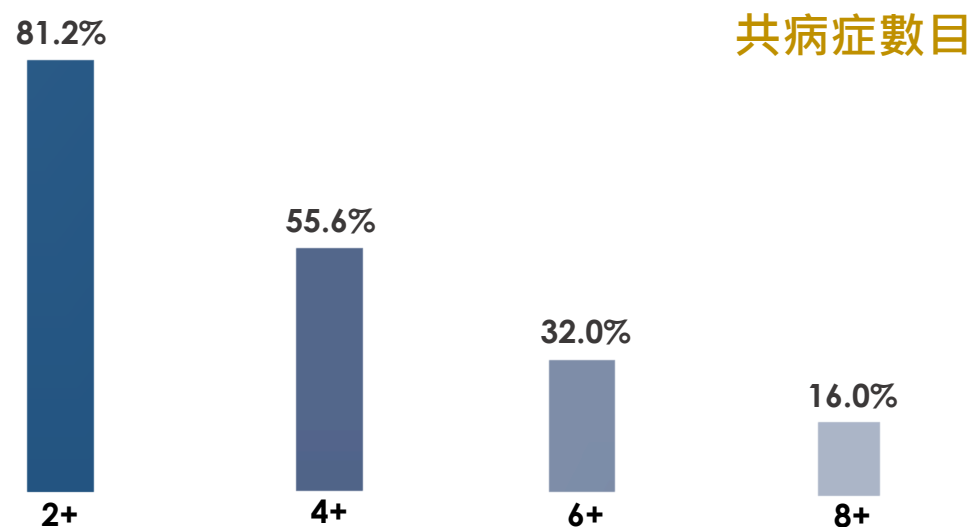
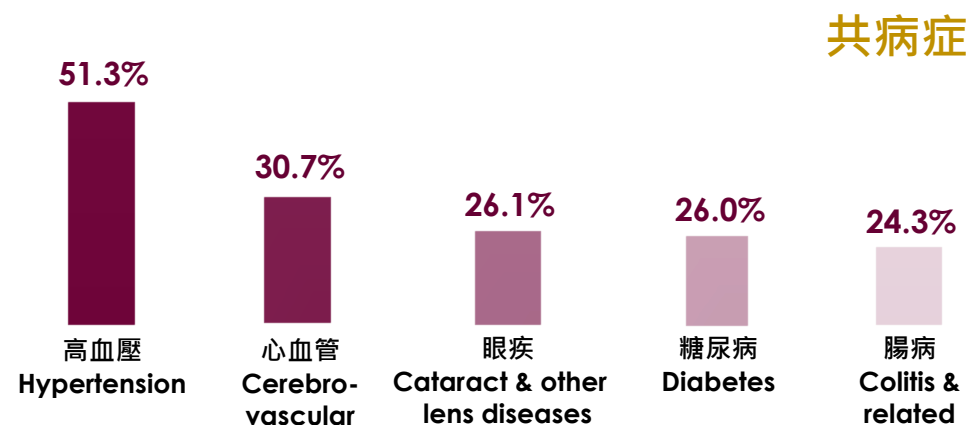
認知障礙症長者人數(2021)



大部分患者於社區居住

# 認知障礙症

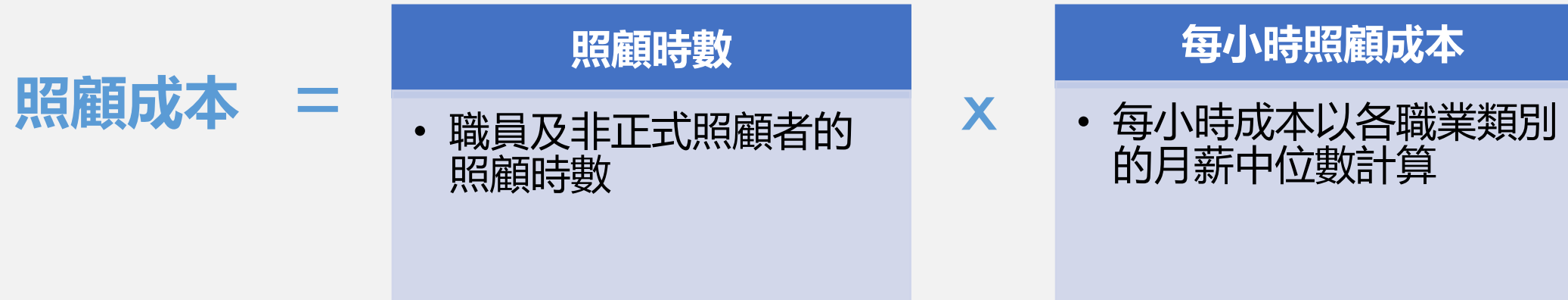
- 照顧認知障礙症的患者的共病 (comorbidities) 率較高
- 醫療成本亦較高
- 相比只有0-1個共病的照顧認知障礙患者：
  - 2-3共病醫療成本↑23%
  - 4-5共病醫療成本↑49%
  - 6-7共病醫療成本↑80%
  - 8+共病醫療成本 ↑137%



# 研究方法

- 數據來源
  - 在**社區**照顧認知障礙症長者的成本
    - TIP-CARD 研究 (2021)：750位認知障礙症患者及其照顧者 (部分患者是長期照顧服務使用者)
    - STM 研究 (2016)：601位患者及其照顧者 (全部患者均是長期照顧服務使用者)
  - 在**院舍**照顧認知障礙症長者的成本
    - STM 研究 (2016)：1,002位患者
- 照顧者以紀錄(log sheet)或問卷形式匯報長者使用服務及非正式照顧的情況

# STM 研究方法(院舍照顧)



# STM 研究方法(院舍照顧)

## Unit costs for each type of care staff

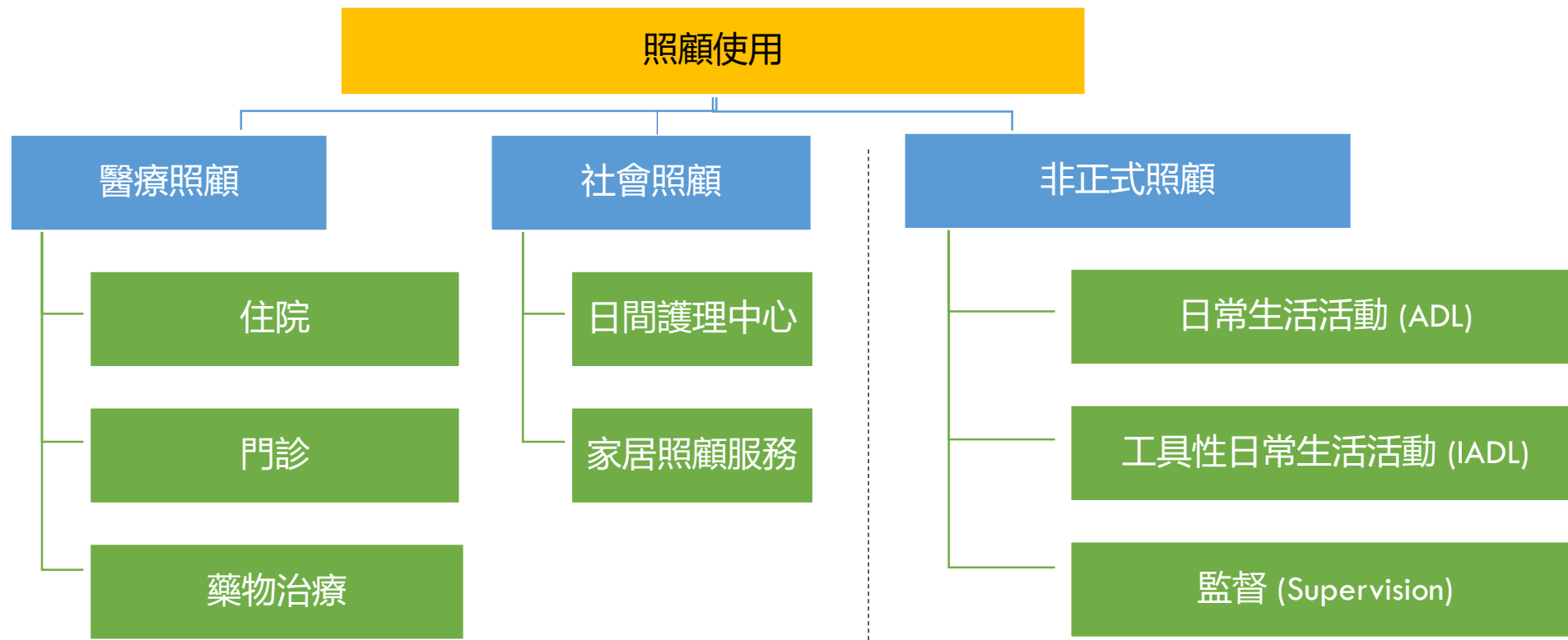
Notes: \*The mid-point monthly salary of the Salary Scale of Common Posts in the Non-government Organisation released by the Department of Social Welfare in April 2016 ; PCW = personal care worker; PTA = physiotherapist assistant; OTA = occupational therapist assistant; STA = speech therapist assistant; RA = rehabilitation assistant; EN = enrolled nurse; PT = physiotherapist; OT = occupational therapist; RN = registered nurse; SW = social worker; ST = speech therapist; \*\*Hourly rate of these categories not included in the MPS was estimated based on suggestions made by stakeholders in focus groups;

	Care staff	Unit costs (Hourly rate, HKD) *
Supportive staff	Workman	67.64
	Programme assistant/Clerical assistant	75.00
	<b>Home helper</b>	80.03 <b>£ 8.64</b>
	PCW / PTA / OTA / STA / RA	85.08
	Clerical Officer	85.08
	Driver / Cook	90.69
	Health worker	115.69
	Welfare worker	122.92
Professional staff	EN / Dispenser	161.77
	PT / OT	196.64
	RN	206.42
	SW / Dietitian / ST	272.54
	Assistant superintendent	327.43
	Superintendent	426.52
	Medical officer	486.84
	Activity coach**	500.00
	Music therapist**	1000.00
	<b>Informal carer in the community</b>	80.03



# 社區照顧成本 (TIP CARD)

照顧成本 = 服務使用頻率 \* 單位成本 (unit cost) + 非正式照顧 \* 單位成本 (unit cost)



Measures:

*Client Service Receipt Inventory (CSRI)*

*Resources Utilization in Dementia (RUD)*

# 醫療照顧成本 (HK\$) (TIP-CARD)

## 政府支出 + 使用者負擔的藥物支出 + 間接成本

	Sources	Unit cost amount	Description
<b>Healthcare</b>			
<b>Inpatient service</b>			
general	Head 140, 2020-2021 revised estimate [1]	6,480	Cost per patient day
mentally ill	Head 140, 2020-2021 revised estimate [1]	3,350	Cost per patient day
infirmary	Head 140, 2020-2021 revised estimate [1]	1,920	Cost per patient day
<b>Outpatient/outreach service</b>			
A&E	Head 140, 2020-2021 revised estimate [1]	1,920	Cost per attendance
specialist outpatient	Head 140, 2020-2021 revised estimate [1]	1,500	Cost per attendance
general outpatient	Head 140, 2020-2021 revised estimate [1]	540	Cost per attendance
geriatric day	Head 140, 2020-2021 revised estimate [1]	3,130	Cost per attendance
community nurse	Head 140, 2020-2021 revised estimate [1]	690	Cost per attendance
psychiatric outreach	Head 140, 2020-2021 revised estimate [1]	2,160	Cost per attendance
Chinese medication	TIP-CARD survey, self-payment	459	Monthly cost per service user of Chinese medication
<b>Medication</b>	TIP-CARD survey, self-payment	264	Monthly cost per service user of medication
<b>Indirect cost (inpatient &amp; outpatient)</b>	TIP-CARD survey, self-payment	103	Monthly cost per service user of healthcare

# 社會照顧成本 (HK\$) (TIP-CARD)

## 政府支出 + 使用者費用 + 間接成本

	Sources	Unit costs	Description
<b>Day care</b> 日間護理中心	1. Public expenditure: Head 170,2020-2021 revised estimate [2]	418	Daily cost per person, Average monthly costs*12 months/52 weeks/6 days
	2. Out-of-pocket payment: TIP-CARD survey	98	Daily cost per service user of subsidized daycare
	3. Voucher: TIP-CARD survey	44	Daily cost per service user of subsidized daycare
	<b>Average subsidized daycare costs = 1+2+3</b>	<b>560</b>	<b>Average subsidized daycare cost per day</b>
<b>Home care</b>			
<b>EHCCS / IHCS (Frail Cases)</b> 改善家居及社區照顧服務 / 綜合家居照顧服務 (體弱個案)	1. public expenditure: Head 170,2020-2021 revised estimate [2]	324	Daily cost per person, Average monthly costs*12 months/52 weeks/6 days
	2. Out-of-pocket payment TIP-CARD survey	37	Daily cost per service user of EHCCS/IHCS(Frail)
	3. Voucher TIP-CARD survey	10	Daily cost per service user of EHCCS/IHCS(Frail)
	<b>Average EHCCS/IHCS(Frail) costs = 1+2+3</b>	<b>371</b>	<b>Average EHCCS/IHCS(Frail) cost per day</b>
<b>IHCS (Ordinary Cases)</b> 改善家居及社區照顧服務	1. public expenditure: Head 170,2020-2021 revised estimate [2]	103	Daily cost per person, Average monthly costs*12 months/52 weeks/6 days
	2. Out-of-pocket payment TIP-CARD survey	28	Daily cost per service user of IHCS(ordinary)
	3. Voucher TIP-CARD survey	7	Daily cost per service user of IHCS(ordinary)
	<b>Average IHCS(ordinary) costs = 1+2+3</b>	<b>138</b>	<b>Average IHCS(ordinary) cost per day</b>
<b>Indirect cost (day care &amp; home care) 間接成本</b>	TIP-CARD survey, self-payment	235	Monthly cost per service user of social care

# 非正式照顧時數及成本 (HK\$) (TIP-CARD)

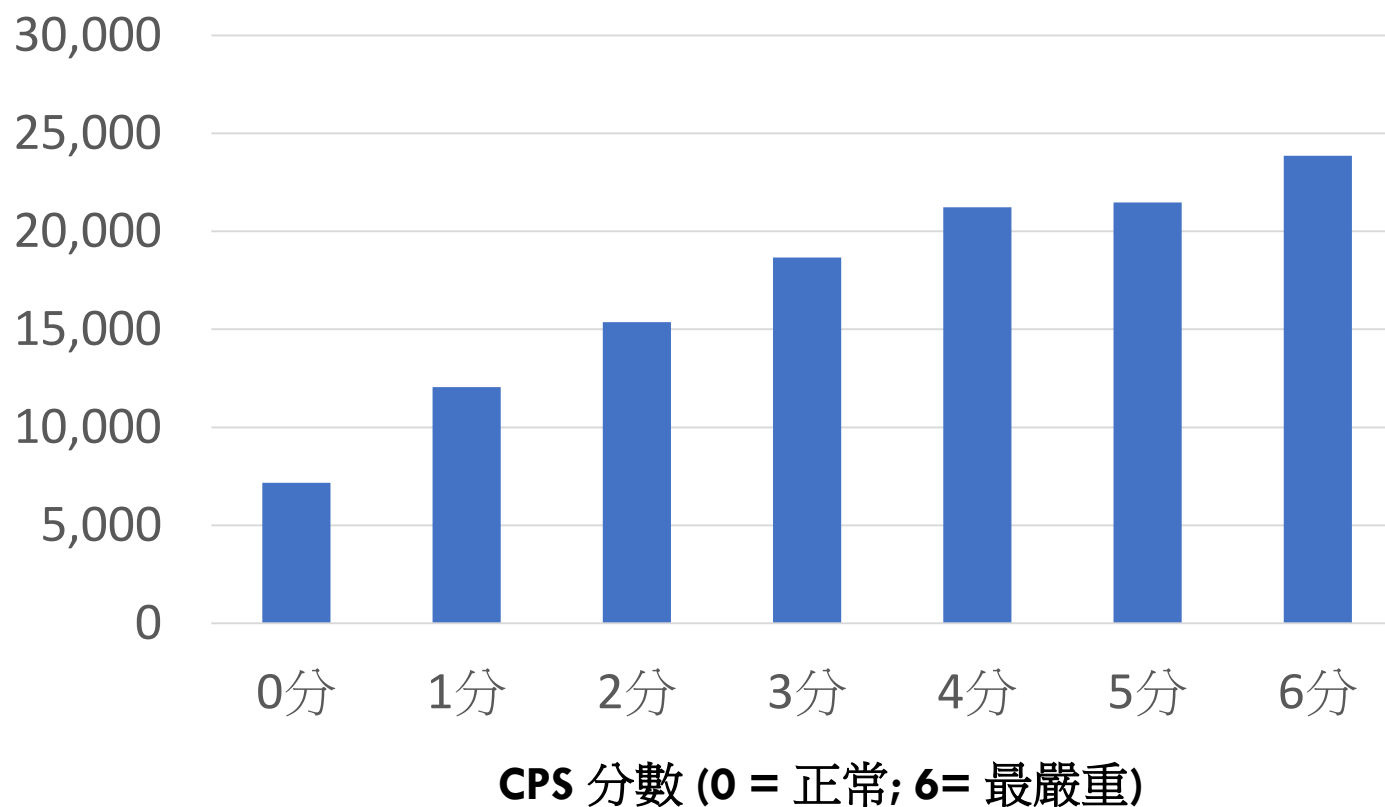
## 過去30天所有非正式照顧者的照顧成本

- 日常生活活動 (ADL) – \$90.55/小時
- 工具性日常生活活動 (IADL) – \$37.5/小時
- 監督 (Supervision) - \$37.5/小時

	Sources	Unit cost amount	Description
<b>Informal care</b>			
ADL	Replacement cost approach: mid-point of MPS for <b>home helper</b> , 2020	90.55	hourly costs for each PLwD, $17657 * 12 / 52 / 45$
IADL	Opportunity cost approach: <b>minimum wage for non-domestic helper</b> , effective on 1 May 2019	37.5	hourly costs for each PLwD, $(4360 + 1121) * 12 / 52 / 45$
Supervision	Opportunity cost approach: <b>minimum wage for non-domestic helper</b> , effective on 1 May 2019	37.5	hourly costs for each PLwD, $(4360 + 1121) * 12 / 52 / 45$

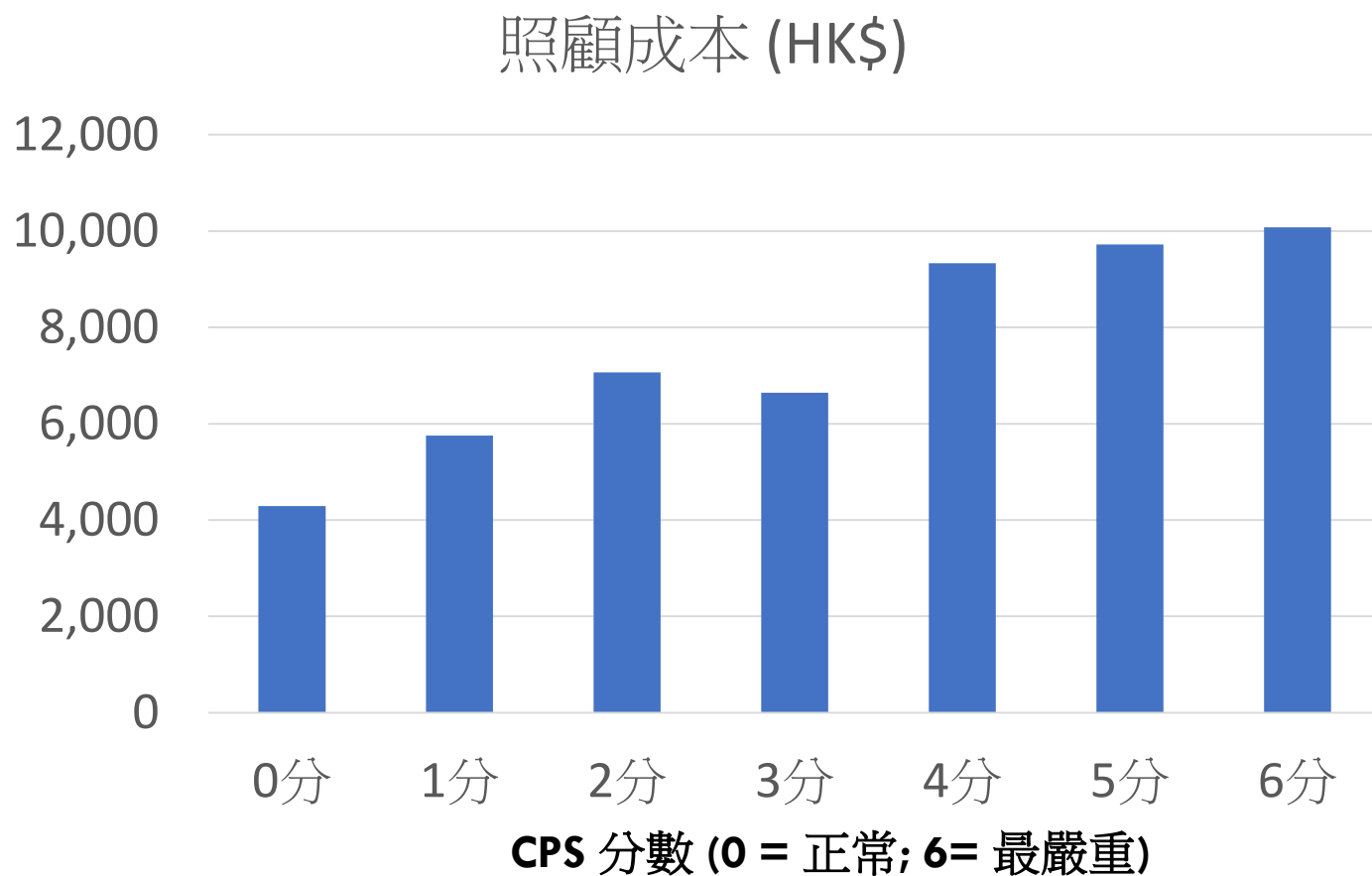
# STM 結果 – 院舍長者的照顧成本

照顧成本 (HK\$)



**院舍患者每月的照顧成本 = HK\$20,492/人**

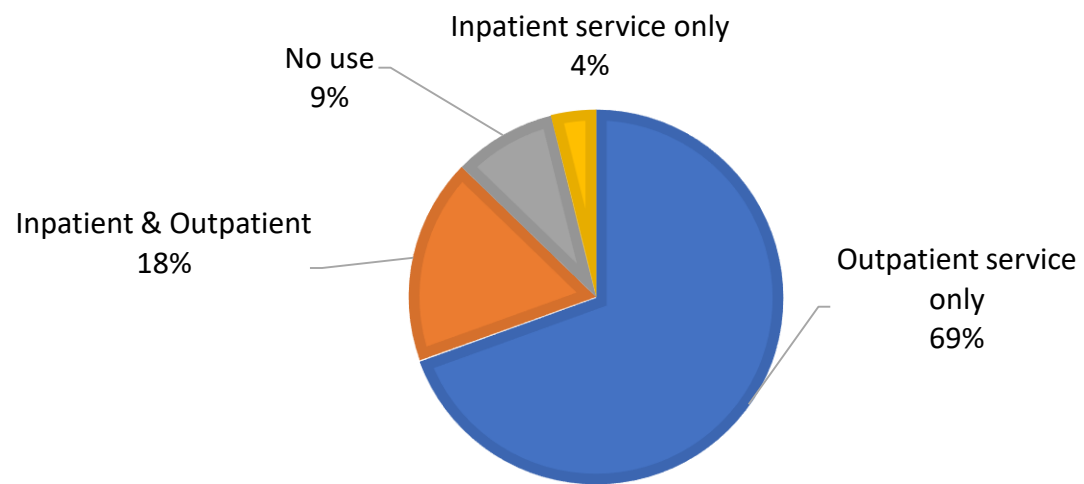
# STM 結果 – 社區長者的照顧成本



**社區患者每月的照顧成本 = HK\$8,366/人**

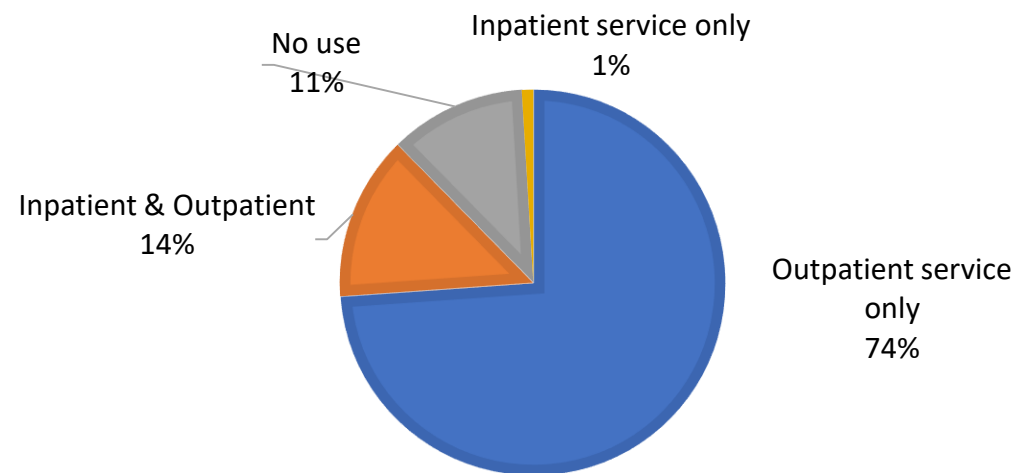
# TIP CARD結果 – 醫療照顧

沒有社會照顧 (N=400)



\$6,059

有社會照顧 (N=288)

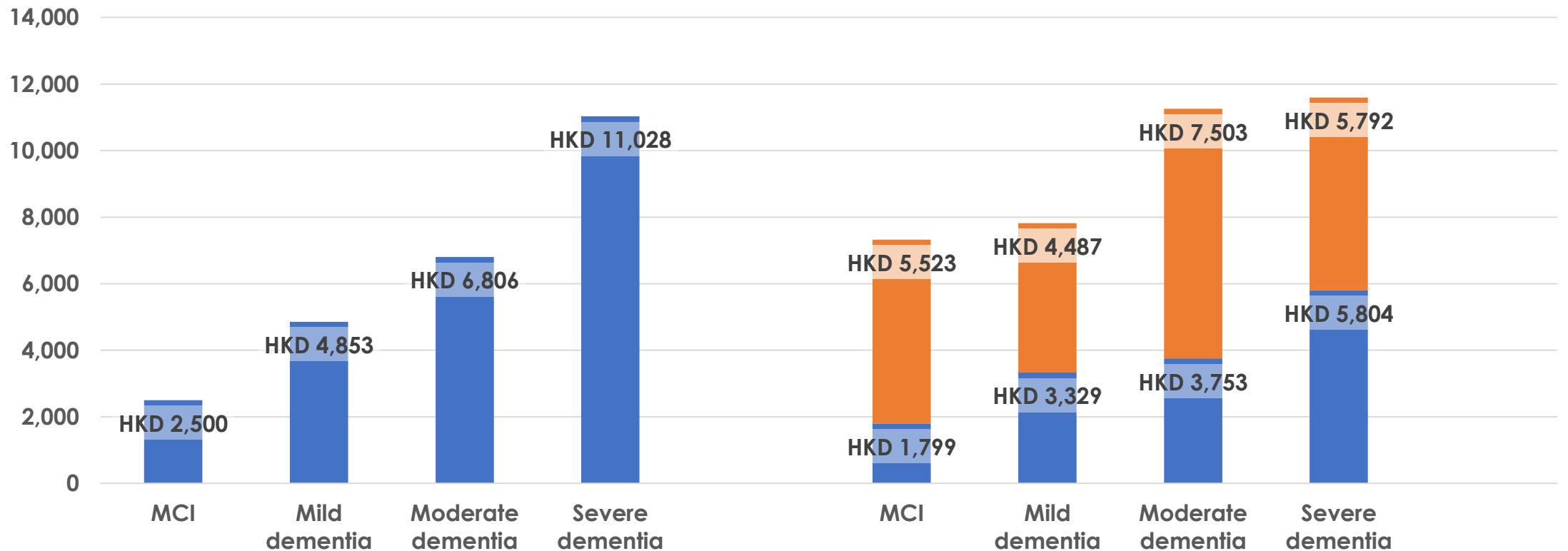


\$4,068

# TIP CARD結果 - 醫療及社會照顧成本

沒有社會照顧 (N=400)

有社會照顧 (N=288)

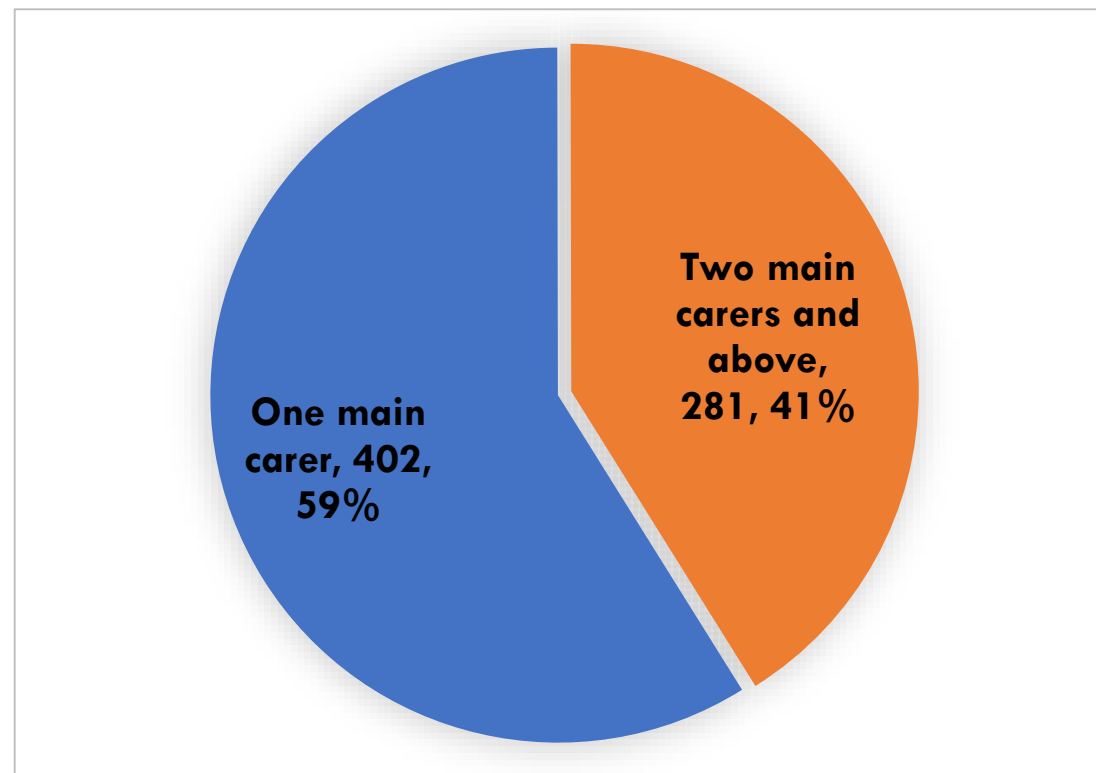
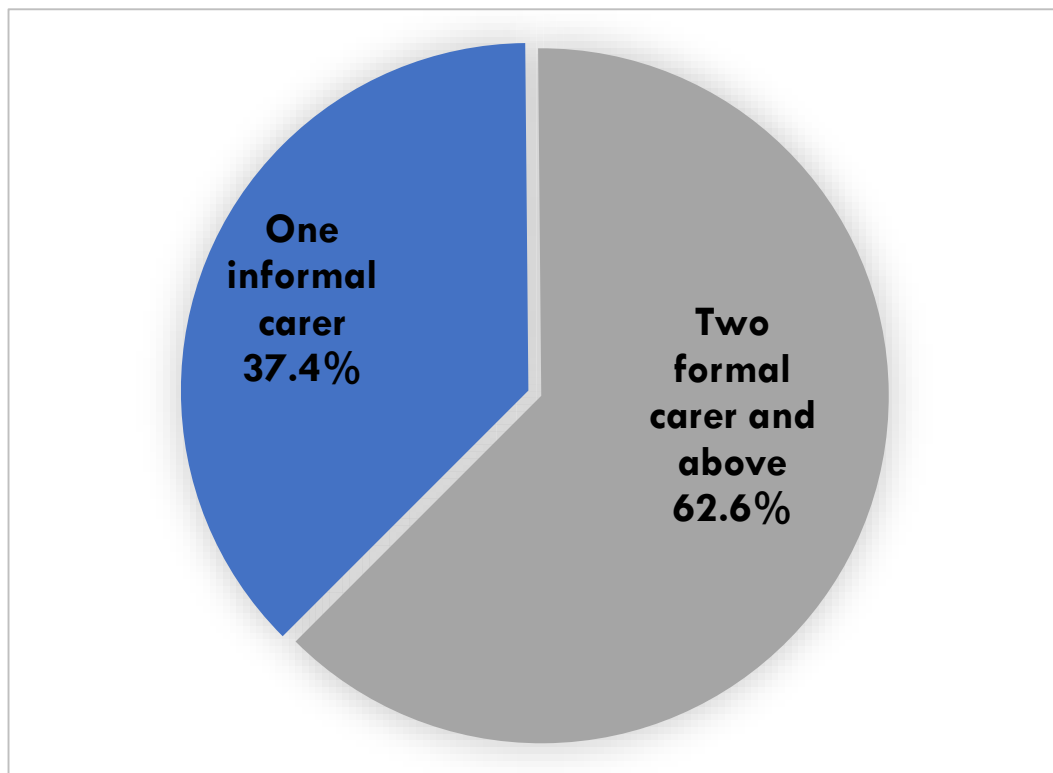


■ Healthcare cost ■ Social care cost



# TIP CARD結果 – 非正式照顧

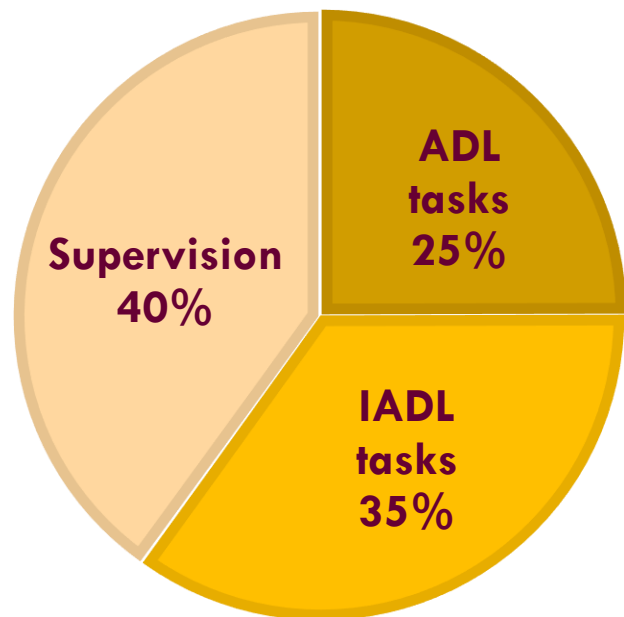
- 62.6% 參加者有多於1位非正式照顧者;
- 41%參加者有多於1位主要照顧者



31.1% 參加者有外籍傭工

# TIP CARD 結果 – 使用非正式照顧

- 每月平均使用非正式照顧時數：400 小時
- 監督佔非正式照顧時數的 40%



## 每天非正式照顧的平均時數

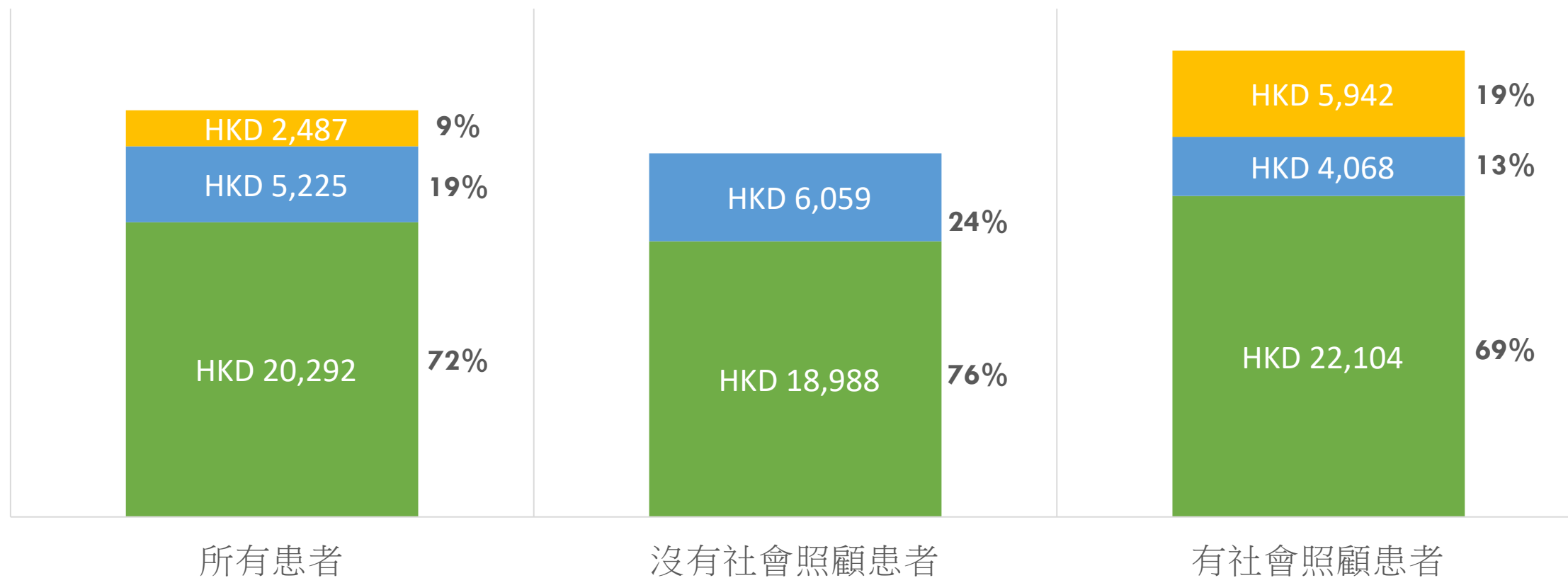


Note: maximum daily care hours per informal carer are 18 hours

# TIP CARD 結果 – 照顧成本

## 照顧成本

■ 非正式照顧成本 ■ 醫療成本 ■ 社會照顧成本



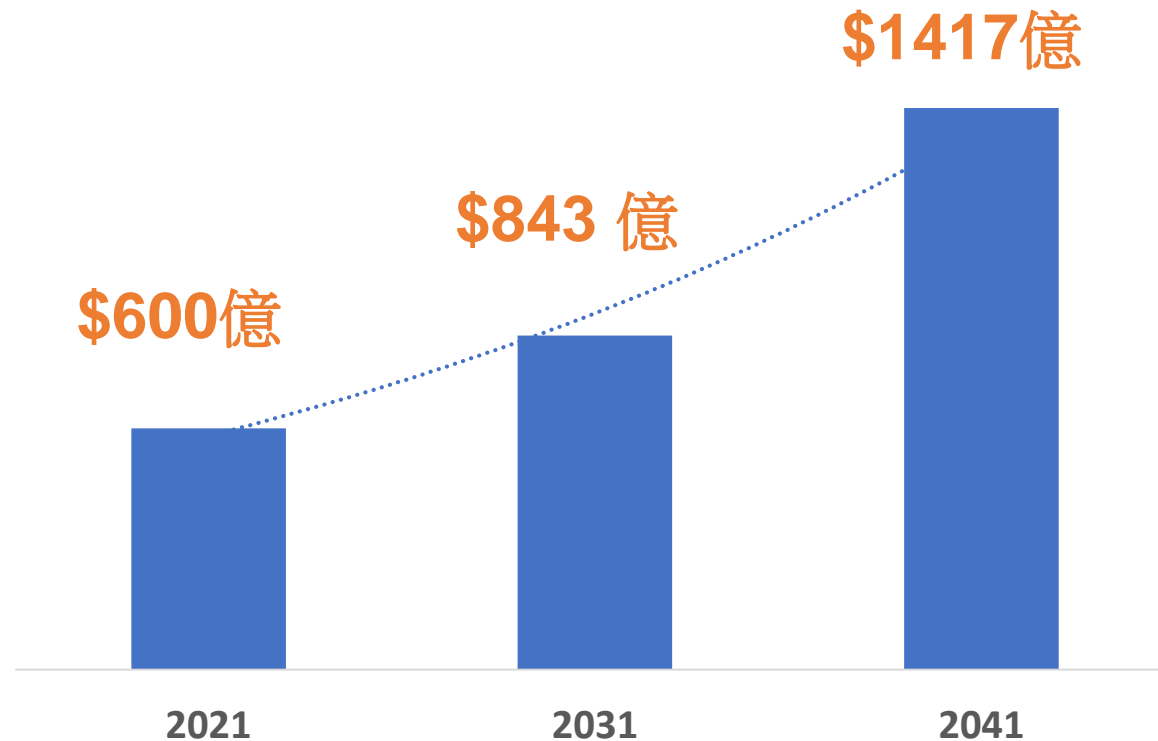
# 總結

	TIP-CARD 研究	STM 研究
參加者	居於社區的認知障礙症長者 (部分是長期照顧服務使用者)	居於社區及院舍的認知障礙症長者 (全是長期照顧服務使用者)
成本計算	醫療照顧, 社會照顧及非正式照顧	社會照顧及非正式照顧
每位長者每月的照顧成本	<b>\$28,004</b> (Value in 2020)	<b>居於家庭: \$8,366 HKD</b> <b>居於院舍: \$20,492 HKD</b> (Value in 2016)

以此推算, 全港17.8萬患者於2021年的  
 照顧成本約為 **600** 億港元

# 未來認知障礙症的照顧成本 (預測)

假設流行病率  
(prevalence) 不  
變、沒有額外資源  
投入的情況下：



# 討論

- 隨著人口老化，照顧認知障礙症患者的總成本將會急速上升
- 照顧於社區居住的認知障礙症患者的成本大部分來自非正式照顧 (informal care)
- 社會照顧有機會減低醫療照顧的需求
- 是次研究只是一個起點，結果將有助我們進一步探討：
  - 預測未來的照顧成本
  - 增強早期干預能否減低認知障礙症患者的病發率及延緩病情，及對照顧成本的影響
  - 增強非正式照顧者的支援
  - 財務及人手上可持續的照顧模式

*Thank You*

 @tip\_card

[www.tip-card.hku.hk](http://www.tip-card.hku.hk)

